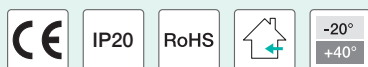



**tecnoswitch**

**ALIMENTATORE  
ELETTRONICO  
PER LED**

ELECTRONIC  
LED DRIVER


**Serie Pro**



ALIMENTATORI

50-60 Hz  
Alimentatore elettronico con uscita stabilizzata  
Alto rendimento  
Contenitore in metallo

50-60 Hz  
Regulated output led driver  
High performance  
Metal case



CODICE	INGRESSO	USCITA	POTENZA	DIMENSIONI	PESO	NOTE
CODE	INPUT	OUTPUT	POWER	SIZE	WEIGHT	
	Vac	Vac	Watt	mm (A-B-C)	gr	
<b>DL 071 DO</b>	85-260	12	75	160-98-42	550	
<b>DL 101 DO</b>	85-260	12	100	160-98-42	650	
<b>DL 151 DO</b>	85-260	12	150	198-111-50	800	
<b>DL 201 DO</b>	85-260	12	200	198-111-50	900	
<b>DL 401 DO</b>	85-260	12	400	260-105-65	1200	con ventola
<b>DL 071 VQ</b>	85-260	24	75	160-98-42	550	
<b>DL 101 VQ</b>	85-260	24	100	160-98-42	650	
<b>DL 151 VQ</b>	85-260	24	150	198-111-50	800	
<b>DL 201 VQ</b>	85-260	24	200	198-111-50	900	
<b>DL 251 VQ</b>	85-260	24	250	198-111-50	580	
<b>DL 351 VQ</b>	85-260	24	350	215-114-50	720	con ventola